







Mineral and Rock Samples: (GEM booth at NSTA, Phoenix AZ, 2009)

Be sure to label the samples with the numbers, it will make doing the activities easier. Paint a white spot on the sample and then write on the spot with an indelible marker.

1. Quartz	2. Chalcopyrite	3. Fluorite	4. Molybdenite	5. Halite	6. Gypsum
					
7. Granite	8. Basalt	9. Limestone	10. Sandstone	11. Marble	12. Schist
